




-  [Write a review](#)
-  [Email a Friend](#)
-  [Print](#)

IHSA Sectional Cross Country Meet-Schaumburg - Boys Team Results

October 31, 2009

Last updated on October 31, 2009




IHSA SECTIONAL CROSS COUNTRY MEET
SATURDAY, OCTOBER 31, 2009

BOY'S TEAM RESULTS

1.	64	Palatine		(16:16.45 81:22.28)
=====				
1	3	236	Bollman, Alec	15:55.29
2	5	237	Chano, Bernardo	16:06.19
3	14	238	Gregorio, Anthony	16:16.71
4	19	239	Laskowske, A.J.	16:27.46
5	23	240	Wojdyla, Ryan	16:36.63
6	(55)	242	Johnson, Tim	17:05.48
7	(90)	241	Larson, Jeff	17:40.04
2.	97	Prospect		(16:25.65 82:08.27)
=====				
1	8	201	Spudic, Chris	16:08.85
2	15	202	Ciolek, Albert	16:17.12
3	17	203	Stobel, Kellan	16:23.97
4	27	204	Tagare, Vince	16:37.30
5	30	206	Ford, Pat	16:41.03
6	(40)	207	Halloran, Kenny	16:49.01
7	(119)	205	Ashton, Matt	18:17.50
3.	124	Cary Grove		(16:31.65 82:38.28)
=====				
1	1	250	Fairleigh, Phillip	15:47.93
2	20	254	Gibbons, Eddie	16:30.14
3	21	251	Klein, Matt	16:34.08
4	31	253	Maxwell, Jason	16:41.73
5	51	252	Gustafson, Ryan	17:04.40
6	(129)	255	Jacquier, Dan	18:48.80
7	(138)	256	Anderson, Max	19:56.70
4.	173	Fremd		(16:43.09 83:35.49)
=====				
1	9	264	Ferst, Aaron	16:09.70
2	29	265	Angelakos, Spiros	16:39.13
3	38	267	Okuda, Yutaro	16:47.13
4	45	266	Ricketts, Daniel	16:54.72
5	52	269	Smaga, Matthew	17:04.81
6	(80)	268	Cano, Phillip	17:33.64
7	(110)	270	Szmurlo, Daniel	17:59.58
5.	174	Schaumburg		(16:41.62 83:28.11)
=====				
1	4	208	Lesiewicz, Pat	15:59.43
2	34	212	O'Connell, Pat	16:45.13
3	36	210	Morrison, Travis	16:46.17
4	43	213	Prizy, Connor	16:51.43
5	57	209	Anderson, Tyler	17:05.95
6	(69)	211	Perry, Mike	17:18.50
7	(100)	214	Swiech, Pat	17:49.87
5.	174	Lake Zurich		(16:45.92 83:49.62)
=====				
1	22	274	Geimer, Paul	16:36.21
2	33	271	Morrison, Andrew	16:44.17
3	35	272	Smith, Jon	16:45.30
4	37	273	Moncrieff, Ryan	16:47.02
5	47	276	Delatorre, Victor	16:56.92
6	(48)	275	Brend, Alex	16:56.93
7	(96)	277	Pavlovich, Jordan	17:44.42
7.	175	Barrington		(16:43.64 83:38.22)
=====				
1	10	243	Peterson, Eric	16:12.22
2	25	244	Dockery, Kyle	16:36.94
3	32	245	Cogswell, Chris	16:42.64
4	42	246	Wojtowicz, Nolan	16:51.37
5	66	248	Eiring, Karl	17:15.05
6	(78)	247	Graves, Ryan	17:30.46
7	(87)	249	Schneider, Eric	17:35.54
8.	210	Buffalo Grove		(16:50.42 84:12.12)
=====				
1	6	257	Atchison, Jereme	16:07.02
2	24	258	Didenko, Taras	16:36.80
3	50	261	Giannis, Mark	17:01.26
4	62	260	Sorgani, Chris	17:09.69
5	68	259	Pater, Ryan	17:17.35
6	(81)	262	Mau, Nick	17:33.85
7	(133)	263	Galla, Mike	19:01.10

9.	232	Lake Forest	(16:54.22 84:31.14)
1	7	306 Mynatt, Henry	16:08.62
2	46	307 Silber, Zachary	16:56.76
3	54	309 Briskman, Jonathan	17:05.23
4	61	308 Barker, Brian	17:09.13
5	64	311 Briskman, Colin	17:11.40
6	(97)	310 Charhut, Christopher	17:44.45
7	(104)	312 Farver, Andrew	17:53.90
10.	265	Glenbrook North	(17:01.35 85:06.79)
1	11	314 Hall, Nick	16:15.29
2	18	313 Poupard, Joe	16:26.82
3	59	315 Osacky, Nelson	17:06.71
4	85	316 Baker, David	17:35.16
5	92	317 Carey, Kyle	17:42.81
6	(123)	319 Pipenhagen, Graham	18:28.75
7	(130)	318 Schorer, Nick	18:51.81
11.	280	Conant	(17:04.54 85:22.73)
1	28	233 Chaudhari, Sean	16:37.39
2	56	230 Miller, Alex	17:05.61
3	58	231 Cunningham, Troy	17:06.29
4	63	229 Tayyab, Muhammad	17:09.93
5	75	232 Takahashi, Yoshi	17:23.51
6	(79)	234 Schneider, Tyler	17:32.14
7	(108)	235 Byanna, Nikhil	17:56.92
12.	309	Warren	(17:11.95 85:59.76)
1	26	297 Kleine,Danny	16:37.11
2	39	292 Martinez, Martin	16:48.53
3	76	296 Neal, Dan	17:24.91
4	82	295 Frank, Matt	17:33.94
5	86	293 Message, Matt	17:35.27
6	(89)	298 Vollrath, Kevin	17:38.19
7	(124)	294 Suarez, Xavier	18:35.06
13.	313	Rolling Meadows	(17:08.53 85:42.69)
1	2	222 Karkalis, Photis	15:53.43
2	12	223 Karkalis, Angelos	16:15.47
3	83	226 LeTourneau, Andrew	17:33.97
4	99	225 Arrazola, Erick	17:46.86
5	117	224 Heer, Steven	18:12.96
6	(120)	228 Theilsen, Brendan	18:23.11
7	(125)	227 Smith, Josh	18:35.87
14.	328	Maine West	(17:14.24 86:11.21)
1	13	215 Schaefer, Kevin	16:16.51
2	67	217 Somo, Ogar	17:17.06
3	71	216 Kelley, Trevor	17:21.06
4	74	218 Bugajsky, Tim	17:23.09
5	103	220 Sheikh, Haider	17:53.49
6	(107)	219 Magnoni, Ryan	17:55.89
7	(111)	221 Alferes, Ken	18:05.85
15.	360	Libertyville	(17:19.76 86:38.84)
1	16	278 Neubauer, Mitch	16:20.28
2	65	282 Bergstrom, Erik	17:14.63
3	72	281 Pfeil, Kevin	17:21.29
4	98	283 Burke, Ryan	17:45.48
5	109	280 Filippo, Tony	17:57.16
6	(114)	284 Marr, Chris	18:06.83
16.	388	McHenry	(17:28.63 87:23.19)
1	41	285 Sabatka, Jeff	16:50.50
2	49	286 Heinz, Alex	16:57.86
3	73	288 Tomal, Tay	17:22.15
4	112	287 Graves, Schod	18:05.86
5	113	290 Wallstrom, Cody	18:06.82
6	(118)	291 Quarterman, Calvin	18:15.80
7	(128)	289 Stervenz, TJ	18:48.54
17.	420	Deerfield	(17:33.46 87:47.32)
1	44	320 Wylie, Pat	16:54.16
2	84	321 Bowering, Makoto	17:34.33
3	91	323 Channon, Dan	17:40.45
4	95	324 Haley, Brian	17:43.85
5	106	322 Bukszar, Mike	17:54.53
6	(121)	325 Fienberg, Joey	18:24.81
7	(122)	326 Stitcher, Stephen	18:25.41
18.	432	Glenbrook South	(17:36.53 88:02.65)
1	60	329 Avila, Zak	17:07.96
2	77	327 Kreuzfeldt, Tim	17:29.88
3	88	328 Mette, Bobby	17:37.47
4	102	331 Reighard, Charlie	17:53.00
5	105	330 Berg, Brad	17:54.34
6	(116)	332 Reynolds, Drew	18:11.48
7	(137)	333 Wickrema, Dilan	19:38.60
19.	481	Highland Park	(17:52.24 89:21.20)

1	53	334	Rothschild, Ari	17:04.91
2	93	335	Erf, Damen	17:43.17
3	94	336	Hanig, Jonah	17:43.45
4	115	337	Jacobs, Ian	18:08.74
5	126	338	Smith, Garrett	18:40.93
6	(134)	340	McAleer, Quinn	19:03.54
7	(139)	339	Lidawer, Aaron	20:23.63
20. 561 Mundelein				(18:21.70 91:48.53)
=====				
1	70	299	Mena, Martin	17:21.03
2	101	301	DeLao, Jesus	17:51.59
3	127	302	Glenner, Dylan	18:42.64
4	131	305	Price, Kevin	18:54.16
5	132	303	Kumar, Nitesh	18:59.11
6	(135)	304	Arroyo, Alfonso	19:10.63
7	(136)	300	Mo, Sung	19:16.89





close



Galleries
of
by